



ARIZONA

— DEPARTMENT OF —
HOMELAND SECURITY

FFY 2026

SHSGP GRANT
INFORMATION SEMINAR

What We're Going to Cover

- What is the Homeland Security Grant Program?
- Application Requirements
- Funding Priorities
- Application Review
- Finance 101
- Training & Exercise

What is the Homeland Security Grant Program?

These are the 5 grant programs under the Homeland Security Grant Program umbrella

- State Homeland Security Grant Program (SHSGP)
- Urban Areas Security Initiative Grant Program (UASI): Phoenix-metro area
- Operation Stonegarden Grant Program (OPSG)
- Nonprofit Security Grant Program –State (NSGP-State)
- Nonprofit Security Grant Program –UASI (NSGP-UA)

Focus will be on SHSGP; however, the UASI application is the same



The SHSGP assists state, tribal and local preparedness activities that address high - priority preparedness gaps across all core capabilities where a NEXUS to terrorism exists.

Funding Allocation Snapshot

	2022	2023	2024	2025
Allocation History	\$4,847,500	\$4,847,500	\$4,362,750	\$5,023,205

Region	North	West	East	South	Central
FFY 2025 Allocation*	\$ 373,186	\$ 482,287	\$ 514,298	\$ 1,015,405	\$ 1,633,388

80% Pass Through

Risk Formula = 30% Baseline + 70% Risk

Population/Critical Infrastructure/Border Nexus



FFY 2025 Update

- NOFO released in July 28, 2025 (without UASI)
- NOFO re-released August 1, 2025 (with UASI)
- IJ due August 15, 2025
- Terms and Conditions
- Lawsuits
- 12-month POP
- RAC Meetings –late January



FFY 2026 TIMELINE

- Continuing Resolution through January 30, 2026
- The FFY 2026 Notice of Funding Opportunity (NOFO) may be released up to 60 days after the President signs the budget
- NOFO includes: National Priority Areas, Mandatory Minimum Spend Categories, and other requirements.
- SHSGP and UASI applications from stakeholders are due Friday, February 27, 2026



FFY 2026 Timeline State Homeland Security Grant Program

January 06, 2026

AZDOHS opens application portal

February 27, 2026

SHSGP AND UASI Stakeholders electronically submit Grant Applications to AZDOHS, NLT 5:00 pm February 27, 2026

March 1– March 31, 2026

AZDOHS programmatic & financial review of grant applications

Working Groups review/comment on Grant Applications

April 2026*

RAC Funding Recommendation Meetings

April-May 2026*

AZDOHS writes, reviews & submits final Investment Justification to US DHS/FEMA

June-August, 2026*

US DHS/FEMA reviews applications & announces awards

Final awards to Stakeholders -NLT 45 days after official Grant Award Notice

October 1, 2026*

Period of Performance start date



Phoenix UASI FFY 2026 Timeline



January 6, 2026

- Application Portal Opens

February 27, 2026

- UASI and SHSGP Stakeholders Electronically Submit Grant Applications to AZDOHS, NLT 1700 Hours

March 2026

- Phoenix Fire Office of Emergency Management (OEM) Programmatic and Financial Review of Applications

March - April 2026

- UASI Subcommittees to Review/Prioritize Projects

April 2026*

- Co-Chair Funding Recommendation Meeting

April 2026*

- Urban Area Working Group Meeting

April - May 2026*

- Phoenix Fire OEM Writes Investment Justifications/Application
- Final Investment Justification/Application is Reviewed and Submitted to DHS/FEMA

June – August 2026*

- DHS/FEMA Reviews Application
- DHS/FEMA Announces Awards
- Final Awards to Stakeholders (NLT 45 days after official Grant Notice)

October 1, 2026

- Period of Performance Start Date

*Tentative
Dates

APPLICANT ELIGIBILITY

Eligible

State government agencies
Local units of government
Municipal/County law enforcement
Fire departments/Fire districts
County agencies
Tribal governments

Not Eligible

Nonprofit entities
For-profit businesses
K-12 schools

Where to Apply

Online Application

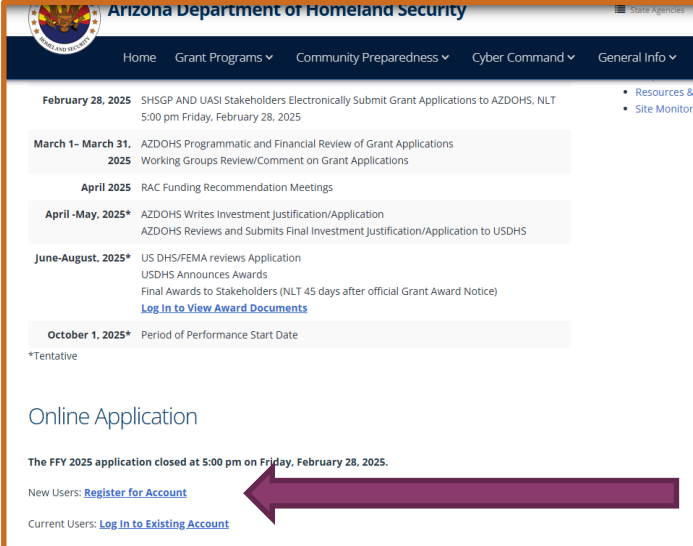
- www.azdohs.gov
 - SHSGP page

Must have account to apply

- Most stakeholders already have an account
- If so, no need to re-register each year

New Applicants

- Register at:
<https://azdohs.gov/applicant/register>
- Account must be verified and activated by AZDOHS staff before access is granted



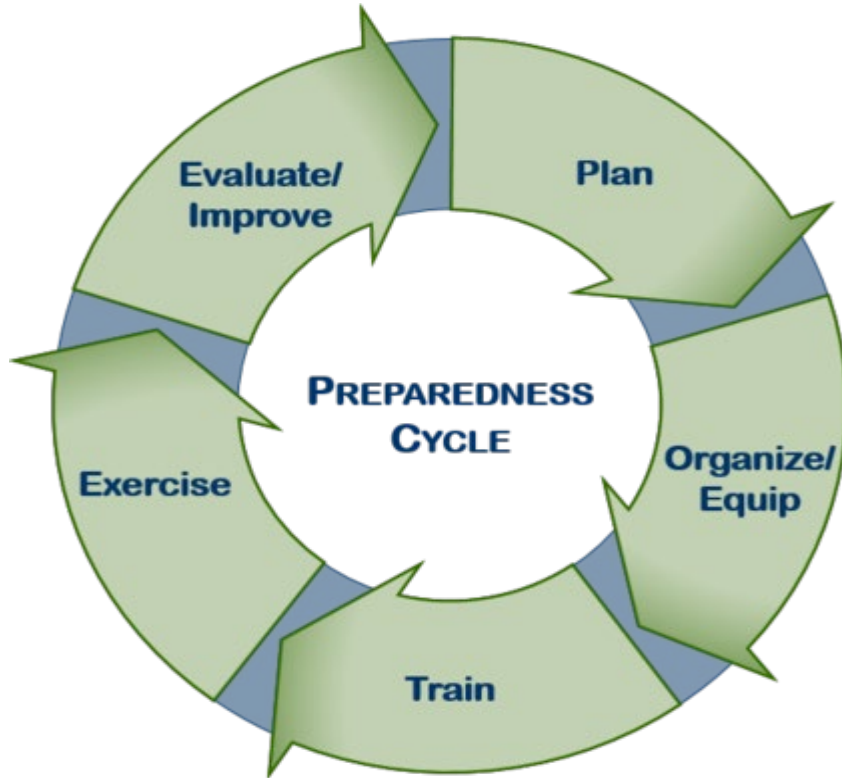
The screenshot shows the Arizona Department of Homeland Security website. The main content area displays a timeline of events for the SHSGP application process:

- February 28, 2025**: SHSGP AND UASI Stakeholders Electronically Submit Grant Applications to AZDOHS, NLT 5:00 pm Friday, February 28, 2025
- March 1- March 31, 2025**: AZDOHS Programmatic and Financial Review of Grant Applications; Working Groups Review/Comment on Grant Applications
- April 2025**: RAC Funding Recommendation Meetings
- April -May, 2025***: AZDOHS Writes Investment Justification/Application; AZDOHS Reviews and Submits Final Investment Justification/Application to USDHS
- June-August, 2025***: US DHS/FEMA reviews Application; USDHS Announces Awards; Final Awards to Stakeholders (NLT 45 days after official Grant Award Notice); [Log In to View Award Documents](#)
- October 1, 2025***: Period of Performance Start Date

*Tentative

Below the timeline, the section "Online Application" is visible. It states: "The FFY 2025 application closed at 5:00 pm on Friday, February 28, 2025." Underneath, there are two links: "New Users: [Register for Account](#)" and "Current Users: [Log In to Existing Account](#)". A large purple arrow points from the right towards the "Register for Account" link.

National Preparedness System



Starting the Application

ONE SUBMISSION PER ORGANIZATION FOR:

Required Forms

Standard Data Collection Form 2026

Financial Systems Survey 2026

NIMS Compliance Certification Form 2026

Must be completed before application will become visible

Overarching Threats

Cyber Threats

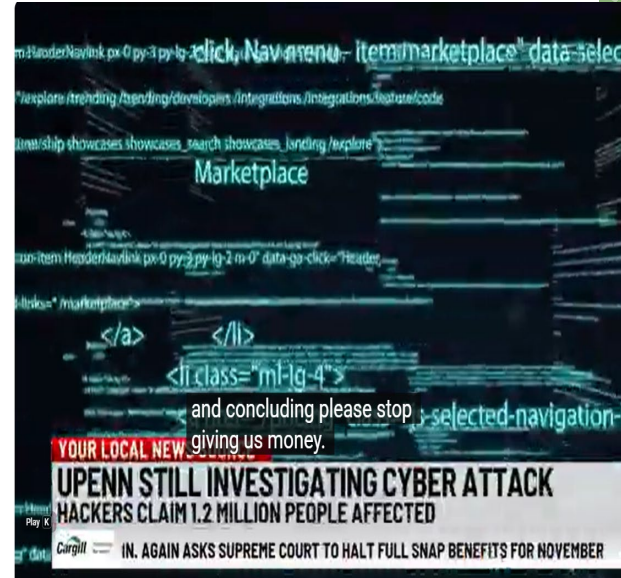
- Malware: Malicious software designed to disrupt, damage, or gain unauthorized access to systems.

- Phishing: Deceptive attempts to acquire sensitive information by impersonating as a trustworthy entity.

- Impact and Prevention: Discuss potential consequences of breaches and implement security measures such as antivirus software, employee training, and regular system updates

Example:

- University of Pennsylvania (November 1, 2025) Attackers compromise an employee's account, stole data on 1.2 million students/alumni/doners and sent mass "We got hacked" emails.



Overarching Threats

Active Shooter Incidents

- Typically involving individuals with a history of grievance or ideology -related violence (High -Profile Grievance -Driven Violent Extremists - HGVE).
- Training for recognizing warning signs, creating emergency response plans, and conducting drills.

Examples :

- Bondi Beach, Sydney Australia (December 14, 2025) During a Hanukkah celebration attended by 1,000 people two gunman opened fire on the crowd. Killing 15 people including 1 child and injuring 40.
- Brown University, Providence, Rhode Island (December 13, 2025) During a campus review session a masked gunman open fire killing 2 students and injuring 9 others.



Overarching Threats

Vehicle -Borne Attacks

- Incidents involving the use of vehicles to carry out attacks against crowds.
- Public Awareness and Safety Measures: Use barriers, surveillance, and emergency response planning to mitigate risks during public events .

Examples:

- New Orleans, Louisiana (J anuary 1, 2025) A man drove a rented vehicle at high spend through crowds on Bourbon Street during the New Years Celebration. 15 people were killed and 30 injured.
- Las Vegas, Nevada (J anuary 1, 2025) A man parked his rented vehicle outside the Trump International Hotel and detonated explosives during New Years Eve Events. Perpetrator killed and multiple bystanders injured.



National Priorities

National Priority Areas:

In FFY2020 FEMA instituted National Priority Areas to direct funding toward areas they deemed most concerning to national security. These priorities will be updated by FEMA as threats evolve and capability gaps are closed. For more information and examples of National Priority Areas click here: [FFY2023 National Priority Areas Examples](#)

Does this project support a National Priority Area? *

- No
 Yes

Select a National Priority Area *

- None -

- None -

- Enhancing the Protection of Soft Targets/Crowded Places
- Enhancing Information and Intelligence Sharing and Analysis
- Combating Domestic Violent Extremism
- Enhancing Community Preparedness and Resilience
- Enhancing Election Security
- Enhancing Cybersecurity

Save Progress

Finish and Submit Application

National Priorities from FFY25

1. Enhancing the Protection of Soft Targets/Crowded Places
2. Supporting Homeland Security Task Forces and Fusion Centers
3. Supporting Border Crisis Response and Enforcement (10%)
4. Enhancing Cybersecurity
5. Enhancing Election Security (3%)



National Priority - Enhancing the Protection of Soft Targets/ Crowded Places

Examples of soft target hardening:

Operational overtime (must be approved by FEMA for SEAR rated events)

Physical security enhancements

Closed-circuit television (CCTV) security cameras

Security screening equipment for people and baggage

Lighting, Access controls, Fencing, gates, barriers, etc..

Unmanned aircraft system detection technologies



National Priority - Supporting Homeland Security Task Forces and Fusion Centers

Establishing or enhancing multi-agency Homeland Security Task Forces (HSTFs), including operational coordination centers

Enhancing capabilities and integration with local fusion centers

Procurement of technology or equipment to support surveillance, communications, and data analysis

Development of standard operating procedures for information sharing, joint operations, and immigration enforcement coordination

Personnel training, credentialing, and certification to improve interoperability and mission alignment

Intelligence analysis training, planning, and exercises



National Priority - Supporting Homeland Security Task Forces and Fusion Centers

Intelligence analysis, reporting, and suspicious activity monitoring

Exercises and simulations focused on joint operations, intelligence sharing, or interdiction/disruption of criminal or smuggling networks

Information sharing with all DHS components; fusion centers; other operational, investigative, and analytic entities; and other federal law enforcement and intelligence entities

Cooperation with DHS and other entities in intelligence, threat recognition, assessment, analysis, and mitigation



National Priority - Supporting Border Crisis Response and Enforcement

Enhance collaboration and coordination among federal, state, local, tribal, and territorial law enforcement agencies to strengthen border security

Support joint efforts to secure borders, including land and water routes, and critical travel corridors

Improve information and intelligence sharing to address border -related threats effectively




National Priority - Supporting Border Crisis Response and Enforcement

Staffing support to expand 287(g) screening operations within correctional facilities

Operational overtime costs directly tied to 287(g) screening, processing, and enforcement activities

Training programs for state and local law enforcement officers in immigration law, civil rights protections, and 287(g) procedures

Development or enhancement of information -sharing platforms between ICE and local agencies



National Priority - Supporting Border Crisis Response and Enforcement

Procurement of screening, detection, and communications technology to support immigration enforcement activities

Conducting joint training exercises with ICE and local law enforcement to test operational coordination

Support for facilities upgrades, such as creating dedicated interview rooms and secure processing spaces

May have a minimum allocation!




National Priority - Enhancing Cybersecurity

Strengthening the protection of computer systems and networks against cyber threats.

Examples:

- Migrating online services to the “. gov ” internet domain
- Cybersecurity risk assessments
- Projects that address vulnerabilities identified in cybersecurity risk assessments
 - o Improving cybersecurity of critical infrastructure to meet minimum levels identified by the Cybersecurity and Infrastructure Security Agency and the National Institute of Standards and Technology Cybersecurity Framework (Version 1.1)



Enhancing Cybersecurity

Equipment

Software - anti -virus, anti -malware, continuous monitoring, encryption, enhanced remote authentication, patch management, distributed denial of service protection

Hardware - intrusion detection systems, intrusion prevention systems (firewalls), additional servers, routers/switches

Physical Protection - fencing, cameras, locks (including electronic), biometrics readers, etc., to protect access to hardware and systems



Enhancing Cybersecurity

Training

Awareness level training - Internal or external design, conduct, and evaluation of awareness -level training

Cybersecurity professional training - Internal or external design, conduct, and evaluation of professional -level cybersecurity training

Exercise

Awareness drills - Drill preparation, conduct, and evaluation

Response/recovery exercises - Exercise preparation, conduct, and evaluation



National Priority - Enhancing Election Security

Examples of enhancing election security:

Prioritize compliance with the VVSG 2.0 established by the U.S. Election Assistance Commission

Complete testing through a VSTL accredited by the U.S. Election Assistance Commission

Physical security planning and exercise support

Physical/site security measures – e.g., locks, shatter proof glass, alarms, access controls, etc.



National Priority - Enhancing Election Security

Cybersecurity risk assessments, training, and planning

Cyber and general election security navigator support

Projects that address vulnerabilities identified in cybersecurity risk assessments

Iterative backups, encrypted backups, network segmentation, software to monitor/scan, and endpoint protection





Application Review

Project Administration

Project Title and Project Summary explains project and the gaps that the project will help close

Contact section: Applicant, Head of Agency, Program contact & Fiscal contact

Agency Demographics: Sworn, Specialized team that the project supports and number of personnel within that team

Law Enforcement Terrorism Prevention Activity (LETPA)?

Threat Profile

Project Summary section and Threat Profile section are the primary opportunities to tell us about your project

Detailed information is important. What are you requesting/how will it help/tell us about your agency and the challenges you face/paint the RAC a picture of what this project will address

The information included in the Threat Profile section of your application is used for the Federal application



Threat Profile - MORE INFO REQUIRED

1. What is the terrorism threat your area faces that will be addressed by this project?:

Cyber Attack

2. Explain how this project will assist your agency in preventing/protecting against/mitigating/responding to/recovering from all hazards events and threats including your chosen terrorism threat in question 1.:

Replace dated equipment and software.

3. Mission Area > Core Capability:

Protect › Cybersecurity

3a. Capability Target > POETE > Gap:

Every 1 year, appropriate authorities review and update cyber incident plans/annexes based on evolving threats covering 25 publicly managed and/or regulated critical infrastructure facilities. › Equipment › Technical countermeasures

4. What resources does your agency have to support the capability target selected above?:

Hardware and software

5. How will this project help your agency to achieve the capability target selected above?:

New equipment and software with improved security

Threat Profile - Good Information

- 1. What is the terrorism threat your area faces that will be addressed by this project?:
- Active Shooter
- Explosive Devices

2. Explain how this project will assist your agency in preventing/protecting against/mitigating/responding to/recovering from hazards events and threats including your chosen terrorism threat in question 1.:

Closing the identified shortcomings – gaps in the current video surveillance system can play a crucial role in both preventing and responding to active shooter or bombing attacks by providing the following capabilities: 1) Surveillance cameras can monitor entrances, exits, and key areas within a facility to detect suspicious behavior or individuals carrying weapons or suspicious packages. Advanced video analytics can be used to automatically detect anomalies such as unauthorized access or loitering in restricted areas, triggering alerts to security personnel. 2) TOG personnel can continuously monitor live video feeds from surveillance cameras to identify potential threats as they unfold. This real-time visibility enables rapid assessment of the situation and prompt deployment of response measures. 3) Video footage can provide valuable situational awareness to law enforcement responding to an active shooter or bombing incident. Access to live video feeds allows responders to assess the location, movement, and actions of the attacker(s) and potential victims, aiding in decision-making and resource allocation. 4) Remote pan-tilt-zoom (PTZ) cameras allow operators to remotely control camera movements and zoom in on specific areas of interest. This capability enables security personnel to closely monitor the actions of the attacker(s) and guide responders to their location to effectively mitigate any potential threat to life. 5) Video footage captured during, and after an active shooter or bombing incident serves as crucial evidence for investigation and prosecution. High-resolution video recordings can provide detailed documentation of the event, including the movements and actions of the perpetrator(s), potential accomplices, and victims. Overall, a well-designed and properly implemented video surveillance system can significantly enhance the ability to prevent and respond to active shooter or bombing attacks by providing early detection, real-time monitoring, situational assessment, remote intervention, evidence collection.

Threat Profile - Good Information

3. Mission Area > Core Capability:

Protect/Interdiction and Disruption

3a. Capability Target > POETE > Gap:

Within 1 hour(s) of the identification or notification of a credible threat, conduct outreach to the fusion center and Joint Terrorism Task Force (JTTF) in the community and identify 25 personnel assigned to support follow up interdiction and disruption a) Equipment/ Tactical law-enforcement operations

Within 1 hour(s) of the identification or notification of a credible threat, conduct outreach to the fusion center and Joint Terrorism Task Force (JTTF) in the community and identify 25 personnel assigned to support follow up interdiction and disruption a) Training/ Tactical law-enforcement operations

4. What resources does your agency currently have to support the capability target selected above?:

The [redacted] SWAT team currently is allocated for twenty (20) tactical personnel, five (5) Medics from [redacted] Fire Department, and five (5) crisis negotiators. This year we have two (2) signed agreements one with the [redacted] Police Department and one with the [redacted] Police Department to allow their personnel to become members of the SWAT team as operators and crisis negotiators. Due to our current staffing levels missions often require the integration of non-SWAT trained personnel or previous SWAT members to handle a role that should be filled by current SWAT trained personnel such as inner perimeter, announcements, and vehicle driver. With the dramatic increase in SWAT missions, current members are often extremely over tasked covering missions, extended missions and their normal duties.

5. How will this project help your agency to achieve the capability target selected above?:

With the expansion of the [redacted] SWAT team we will be able to efficiently balance the duties of missions and training across a greater field of trained professionals instead of overburdening the current members. The requested equipment and training in this proposal will allow us to bring new members on board and lessen the financial burden on the departments involved. Instead of issuing used possibly outdated vests to personnel they will be able to obtain fitted and warranted equipment specific to that member.

Threat Profile

Question 4.

What resources does your agency currently have to support the capability target selected above?

Applicants must tie the POETE request to the THREAT and the Capability Target. Each question/answer cascades into the next.

If you have questions on which Core Capability/Capability Target is appropriate for your project, contact AZDOHS staff and we will assist you.

Question 5.

How will this project help your agency to achieve the capability target selected above?

Provide detailed example of how the project will close the gap between what is already in place and what the project will accomplish.

Threat Profile

Question 6.

Will your agency continue to maintain, support and sustain this capability with other funding sources if Homeland Security grant funds were no longer available? (Select Yes or No)

- This answer should speak to how you plan on maintaining the capability. Is it using future grant funds? Does it not require maintenance? Will you fold the costs into your operating budget?
- No: Describe the reasons your agency will not continue to maintain/sustain this capability
 - Largely, HSGP grants were not designed to perpetually fund projects, unless there is true regional applicability.
 - Example: Municipality is in a spending freeze. If the project was funded and not available in the future, the agency would not be able to provide the essential services.
- Yes: Describe how your agency will maintain this capability
 - Municipality budget
 - Long -term asset replacement fund

Threat Profile

9. Is this a multi -phase project? *

9a. How many phases total will the agency be requesting funding for this project? *

10. Will your project benefit more than just your own agency? *

- 10 a. If yes, List which agencies that will have a direct benefit & describe in detail how the agencies mentioned in question 10a will benefit. *

11. Is your agency prepared to provide up to 25% cash (hard) or in-kind (soft) match and ensure it is tracked and documented should matching funds be a requirement?

- 11a. What will the source of the match be?

Threat Profile

Question 10

- Will your project benefit more than just your own agency?
- 10a. List which agencies that will have a direct benefit *
- 10b. Describe in detail how the agencies mentioned in question 10a will benefit. *



Project Activities

Planned Activities #1:	
Fire will begin procurement process and account set up for grant award. Will begin equipment request verifications to begin quote requests. Prepare and submit 1st QTR report.	
Planned Activities #2:	
Place initial equipment purchases with vendors. Receive and distribute awarded equipment. Prepare and submit initial reimbursement requests. Prepare and submit 2 QTR report.	
Planned Activities #3:	
Submit any remaining equipment orders. Continue to receive and distribute awarded equipment. Prepare and submit reimbursement requests. Prepare and submit 3 QTR reports.	
Planned Activities #4:	
Receive and distribute remaining awarded equipment. Prepare and submit final reimbursements requests. Prepare and submit final report.	

Equipment

- “Provide a description of this equipment and how it will be used”
- **AEL MUST be specified - do not copy/paste the AEL description from the AEL website.**
- We often see “mobile radios” or “vests,” for example
- Provide a more information on what the items are (features of the item, accessories, what the item does, etc..)



Funding Parameters/Guidelines for Radio Communications Equipment

Radio Must:

- Comply with SAFECOM Guidance
- Support SCIP Initiatives
- Be P-25 Capable
- Be Narrowband compliant
- Have a minimum of 48 channels
- Be programmed with the Arizona State Interoperable Priority Programming Guide
- Comply with the LMR Minimum Radio Standards
- For additional information contact the SWIC, Jeremy Knoll at (602) 223-2106 or SWIC@azdps.gov

Supplemental Radio/Interoperability Form:

- For radio/communications-specific projects only (06CP AEL)
- Must answer detailed questions regarding your radio system
- Upload within application

Prohibited Equipment

Requests for the following types of equipment will be disallowed:

- Weapons and/or things that mount to weapons
- Ammunition
- General use software



Ballistic Protection Equipment -FIRE

- Ballistic protection equipment is allowable for fire agencies where a need can be demonstrated
- Fire agencies MUST:
 - partner with law enforcement agencies for buy -in
 - create standard operating procedures (SOPs) for use of equipment
 - receive training



Ballistic Protection Equipment -LE

- The “01LE” Authorized Equipment List (AEL) categories:

“This item is for use only by specialized teams such as Tactical Entry or Special Weapons and Tactics (SWAT) Teams. Not for routine use - allowable only to supplement normal stores, in order to provide the surge capacity necessary for CBRNE terrorism response. Not for riot suppression.”

- Although you may have a need to outfit all law enforcement officers with ballistic gear (helmet, vest, plates), the HSGP can only fund those items for specialized teams.
- No Weapon Scopes or any equipment used on a firearm is an authorized expenditure.
- There is no exception to this requirement!



EQUIPMENT REQUEST- More Info Needed

EQUIPMENT REQUEST

Equipment Item	Age/Condition of Equipment
Item Name: Server and software	
Description: New servers with enhance cybersecurity software	

EQUIPMENT REQUEST- Good Info

Equipment Item

Age/Condition of Equipment

Item Name: All Band, P25 Digital Mobile Radio

AEL: 06CP-01-MOBL

Description: The All Band, Digital, P25 compliant radios from this grant will be installed in nine (9) of our front line primary response units and be used to improve and enable us to interoperability communicate with our partners. These radios would replace 15-year-old models currently in use.

Equipment Item

Age/Condition of Equipment

Item Name: Complete Bomb suit to include body cover suit, helmet, foot protection, battery pack and breathing apparatus visor, compatible for use with an SCBA.

AEL: 02PE-01-SRCH

Description: The 2 full coverage bomb suits, will be issued to the technicians utilizing the oldest of the squads bomb suits, replacing the 2 bomb suits that will end their service life in 11/2019. This would then provide a fully outfitted bomb quad with the needed safety equipment to perform their jobs.

The suits to be replaced were purchased with a BZPP grant back in 2010 (777416-02), with their manufacture date of 11/2012, so if we are awarded funds to purchase, by the time the grant cycle begins in October of 2019, these two suits will be two years past the recommended service life.

EQUIPMENT REQUEST- Good Info

Item Name: Electrostatic Decontamination Kit

AEL: 08D2-03-TDEW

Description: The kit includes electrostatic sprayer, decon solution, wipes, mixing beaker and stir rod, 8-hour battery, built-in 110v battery charger and protective case. This equipment sprays a ready to use decon solution for the immediate decontamination of victims and first responders at WMD/hazmat incidents. It will also be used to decontaminate PPE and equipment. Due to limited storage space on our hazmat rig, a ready to use solution effective on most chemical and biological warfare agents is more practical and efficient. Our firefighters will also use the sprayer/solution to decontaminate law enforcement personnel who are exposed to fentanyl.

Item Name: Radiation Emergency Response Kit

AEL: 07RD-01-HHSM

Description: The kit includes a multi-detector survey meter, gamma detector, alpha-beta-gamma detector, high energy gamma detector, check source, cable, batteries, calibration certificate, and protective transport and storage case. We will use this equipment to detect the presence of radiation and the type of radiation in unknown hazardous materials and known radiation uses/applications.

Item Name: Portable Ballistic Barrier System

AEL: 14EX-00-BSIR

Description: Portable barrier system with ballistic properties that provide cover and some level of concealment for the public in the event of an active assailant incident. This system is for protection of people during an incident and NOT a vehicle barrier system.

Item Name: Mobile Vehicle Barrier System

AEL: 14SW-01-WALL

Description: Mobile/portable vehicle barrier system which can be deployed to be utilized as a primary security system for entry points, roadways and perimeters. These are not fixed bollards or "Jersey walls" but mobile units that act singularly or as part of a combined solution for deterring any vehicle traffic. These would be placed in strategic locations at any soft target location as part of hostile vehicle mitigation measures.

Partial Funding

“Can partial funding be accepted in support of this project?”

Many applicants often say “No,” and when we follow up to confirm, they actually meant to put “Yes”

If “Yes,” let us know:

Item quantities

Dollar amounts

Priorities of various items

What will make a meaningful impact



PARTIAL FUNDING - More Info Needed

FUNDING PRIORITIES

Can partial funding be accepted in support of this project?: Yes

Funding Details:

Full funding is a priority; however, our Department is prepared for match funds if needed and could accept partial funding.

FUNDING PRIORITIES

Can partial funding be accepted in support of this project?: Yes

Funding Details:

We are very strapped for funding, but we will do our best with partial funding.

PARTIAL FUNDING - Excellent Answer

FUNDING PRIORITIES

Funding Details:

Our top funding priority is to fully support this project with a budget of \$178,000. Nevertheless, the [REDACTED] recognizes the value of partially funding projects within the Central Region and the Phoenix UASI framework. To align with potential funding constraints, we can consider reducing this project by equipment items. Tiered funding options are: \$39,000, covering the cost of only one camera kit, one generator and one router/modem (all work in conjunction with one another). (or) \$78,000 covering the cost of two camera kits, two generators and two router/modems, (or) \$89,000 covering the cost of only one camera kit, one generator and one router/modem, and one drone, (or) \$128,000 covering the cost of two camera kits, two generators and two router/modems and one drone, lastly fully funding this project at \$178,000.

Can partial funding be accepted in support of this project?: Yes

FUNDING PRIORITIES

Funding Details:

The [REDACTED] is able to accept partial funding. The total amount being requested is \$461,200. The priority for the partial funding is: 1. Bomb response robot - \$400,000. 2. Bomb suit ensemble/bomb suit protective helmet/bomb suit battery pack ensemble - \$61,200. The bomb response robot is the highest priority as receiving funding for the robot will have the greatest impact on the [REDACTED] to maintain the bomb squad's capabilities. The preferred funding will be the \$400,000 for the robot's purchase. The bomb suit ensemble, helmet, and battery pack can be completely not funded if that can be used to fully fund the robot.

Can partial funding be accepted in support of this project?: Yes

PARTIAL FUNDING - Good Answer



FUNDING PRIORITIES

Funding Details:

This request is for ten (10) closed circuit television (CCTV) cameras for approximately \$80,000. If partial funding is considered, four solar panel cameras and two hardwired cameras for a total of \$50,000 are needed to allow for meaningful implementation of this project.


Can partial funding be accepted in support of this project?: Yes

FUNDING PRIORITIES

Funding Details:

This request is for 4 multi-band radios at approximately \$16,500 each, for a total of \$66,000. If partial funding is considered, any increment of \$15,000 would provide meaningful implementation of this project.

Can partial funding be accepted in support of this project?: Yes



Factors Affecting Allowability of Costs

Allowable

- AEL
- Authorized by law or regulation

Allocable

- Falls into POETE
- CFRs
- Within scope of the grant

Reasonable

- Does not exceed what a prudent person would incur in the circumstance

Necessary

- A cost that is required for proper and efficient performance of the grant

Successful Application

- Clearly articulates:
 - The jurisdictional need and nexus to terrorism
 - How the project is closing an identified gap in the SPR
 - Partial funding options
 - Includes correct AEL's and clear equipment descriptions



Resource Documents

- Resource documents are available here:
<https://azdohs.gov/grants> under the various Grant Programs
- It is encouraged that you review documents to familiarize yourselves with the information
 - Tips for Crafting a Successful Application
 - Application Scoring Rubric (this is what the RACs use to prioritize the projects during the meetings)
 - National Priority Information
 - Regional Funding Guidelines
- You are responsible for understanding this information but we are here to help if needed!



Next Steps

Register for online application account (if you don't already have one)

Draft and submit applications by Friday, **February 27, 2026 at 5:00 p.m.**

Be prepared to answer any questions that come out of the various reviews conducted

Await notification of award (email sent in mid - to late -September)

FINANCE

Reimbursements

- Reimbursement Request Form
- Reimbursement instructions
- Checklist
- Some Highlights on Reimbursements:
 - Reimbursements must include two signatures on reimbursement requests:
 - Preparer
 - Authorized official
 - Only expend funds on goods and services which were authorized under the award letter and subrecipient agreement
 - Reimbursements must be mailed to the AZDOHS and not emailed or faxed
 - Submit copies of invoices and proof of payment (supporting documentation)
 - Submit monthly or quarterly
 - Final is due 45 days after the end of the Period of Performance

FINANCE

Supporting documentation

Training

- Proof of Payment
- Agenda for Training
- Hotel Portfolios Showing \$0 Due
- Meals
- Parking
- Meals at Per Diem
- Rental Car (authorized?) vs Fuel vs Car service

Equipment

- Invoices / Proof of Payment
- Quotes are not acceptable in place of invoices.
- Purchase orders, packing slips or receiving documents
- Requested occasionally (start/end of grant)
- Requested as proof of receipt

FINANCE

Reasons for Delay

1. Reimbursement Request Form issues
2. Missing support documentation
3. Cost-related delays:
 - Unallowable Costs
 - Cost Clarifications
 - Costs outside of the period of performance
4. Missing quarterly reports
5. Purchasing prior to approval of the EHP B or FEMA approval of sUAS

FINANCE

Reimbursement Request Forms

Arizona Department of Homeland Security

FFY 2024 Homeland Security Grant Program (SHSGP)

Reimbursement Request Form

Subrecipient Name and Address

Name Anytown Fire and Medical Department

Address: 1234 Any Street

City: Anytown, AZ

Zip 12345-1234

Contact Name: John Smith

Subrecipient Agreement #: 123456-01

Reporting Period From: 10/1/2024

Reporting Period To: 12/31/2024

Period of Performance Begin: 10/1/2024

Period of Performance End: 9/30/2025

Date cannot be outside of the period of performance.

Major Budget Category / Line Item Detail	Budget	Current Period	Year to Date	Budget Remaining
06CP-01-MOBL- Qty 3	\$3,000.00	\$1,000.00	\$2,000.00	\$2,000.00
Training	\$4,000.00	\$2,000.00	\$2,000.00	\$2,000.00
Total Costs	\$7,000.00	\$3,000.00	\$4,000.00	\$4,000.00

Enter the amount you are seeking on this reimbursement.

Enter total amount reimbursed to date (which includes any previous reductions) PLUS the amount of this request.

Subrecipient Certification: I certify that this form has been examined by me, and to the best of my knowledge and belief, the reported expenditures are valid, based upon our office accounting records (books of account) and are consistent with the terms of the approved application and subrecipient agreement. It is understood that the reimbursement payments are calculated by the Arizona Department of Homeland Security based upon the approved application and subrecipient agreement terms.

Preparer's Signature

Name/Title Phone Number

Subrecipient Authorizing Signature

Name/Title Phone Number

Any Questions Please Contact: Alexis Pagel apagel@azdohs.gov 602.615.7339

Final Submission

FINANCE

Reimbursement packet checklist

- Reimbursement Form
- Requirements
- Support
- Documentation
- Proof of Payment
- Signatures



Arizona Department of Homeland Security

Reimbursement Request Checklist

(This Checklist is not required to be submitted to AZDOHS.)

REIMBURSEMENT REQUEST FORM (Form must not be altered, handwritten, or contain correction tape/white-out.)

- ◆ Reporting Period Dates
 - Reporting Period from = Date cannot be outside of the period of performance.
 - Reporting Period to = Date cannot be outside of the period of performance.
- ◆ Current Period – Enter amount you are seeking on this reimbursement.
- ◆ Year to Date – Enter total amount reimbursed to date (which includes any AZDOHS reductions to previous reimbursements) PLUS the amount of this request.

INVOICE COPY(IES) and/or SUPPORT DOCUMENTATION REQUIRED (date of invoice must be within reporting period.)

Planning/Personnel	Operation Stonegarden	Equipment	Training & Exercise	Travel	Final Reimbursement
<ul style="list-style-type: none">• Time and Effort Reports for all projects that include salary charges (not including overtime and backfill)• Payroll records for personnel expenditures (including backfill, overtime and Employee Related Expenses)	<ul style="list-style-type: none">• Daily Activity Reports• Signed Validation Forms• Payroll records for personnel expenditures (including backfill, overtime and Employee Related Expenses)	<ul style="list-style-type: none">• Invoices Only – Quotes not acceptable	<ul style="list-style-type: none">• Attended:<ul style="list-style-type: none">○ Agenda, duration, location• Sponsored:<ul style="list-style-type: none">○ Agenda, duration, location○ Number of participants○ Sign-in Roster○ HSEEP Exercise Summary/After Action Report	<ul style="list-style-type: none">• Per diem, lodging, or other travel-related expenditures must be in compliance with Arizona General Accounting Office Travel Policy rates (https://gas.az.gov/travel/web/m-a-g-o-travel)• Hotel receipt showing \$0 balance	<ul style="list-style-type: none">• Copy of Purchase Order and Packing Slip (if final request is submitted after the POP but within the 45 day grace period, the AZDOHS may require)• All expenses must be received and invoiced prior to the end of the performance period.

PROOF OF PAYMENT – Acceptable Types (If invoice paid by credit card, proof of payment of credit card is required also.)

- ◆ Copy of Cancelled Check(s)
- ◆ Electronic Funds Transfer (EFT) (Must include payee, date, amount paid, and warrant or EFT number)
- ◆ Official Accounting Transaction Detail

OTHER

- ◆ Quarterly Programmatic Reports (Delinquent quarterly reports will delay reimbursement processing.)

TWO SIGNATURES REQUIRED (Cannot be the same person)

- ◆ Preparer
- ◆ Authorized Agency Official

ANY QUESTIONS? Please don't hesitate to call us. 602.542.7013

FINANCE

Reimbursement Form Reporting Periods

Not Accepted

Subrecipient Agreement #: 240123-01

Reporting Period From:	8/1/2024
Reporting Period To:	8/31/2024

Period of Performance Begin: 10/1/2024
Period of Performance End: 9/30/2025

Subrecipient Agreement #: 240123-01

Reporting Period From:	10/1/2025
Reporting Period To:	11/30/2025

Period of Performance Begin: 10/1/2024
Period of Performance End: 9/30/2025

Accepted

Subrecipient Agreement #: 240123-01

Reporting Period From:	10/1/2024
Reporting Period To:	11/30/2024

Period of Performance Begin: 10/1/2024
Period of Performance End: 9/30/2025

Subrecipient Agreement #: 240123-01

Reporting Period From:	10/1/2024
Reporting Period To:	12/31/2024

Period of Performance Begin: 10/1/2024
Period of Performance End: 9/30/2025

Regional Advisory Council (RAC) Meetings

Agendas will be posted to the AZDOHS website:

<https://azdohs.gov/meeting> -notices

Questions?

State Agencies

Susan Dzbanko , Deputy Director

602-319-8837 or sdzbanko@azdohs.gov

North, South and West Regions

Kim Brooks, Strategic Planner

602-531-3409 or kbrooks@azdohs.gov

Central, East Regions and Phoenix UASI

Belinda Torres, Strategic Planner

602-499-4982 or btorres@azdohs.gov

Equipment/AEL

Michael Stidham

(602) 228-3618 or mstidham@azdohs.gov

Questions?

* Finance

Alexis Pagel , Assistant Director, Finance and Administration

602-615-7339 or apagel@azdohs.gov

Michelle Raskey , Grants and Finance Specialist II

602-761-0094 or mraskey@azdohs.gov

The background features a large, faint watermark of the Arizona Department of Emergency and Military Affairs logo. The logo is circular and contains a central figure of a soldier standing on a pedestal, holding a rifle. The figure is set against a large blue triangle. The background of the logo is divided into a grid of red and yellow triangles. The text "Arizona Department of" is at the top and "Emergency and Military Affairs" is at the bottom of the circular border.

DEMA Training Branch

AZDOHS Grant Information Seminar
January 2026

2025 Training Events

Conducted Approximately 156 Training Events, Including But Not Limited To:

- **General Emergency Management Training:**
 - Incident Command System (ICS)
 - Public Information
 - Recovery
- **All Hazards Position Specific Training:**
 - Incident Commander
 - Planning Section Chief
 - Operations Section Chief



2025 Training Events Continued

- **Homeland Security Training:**
 - Cybersecurity
 - Special Event Management
 - Wide Area Search
- **Training Participant Disciplines:**
 - Emergency Management
 - Fire Service
 - Law Enforcement
 - Public Works
 - Healthcare
 - Private Sector



Requesting Training

Request Training Through Your County or Tribal Emergency Management Agency

- **Coordinate Early**
 - Ensure timely planning and approvals
- **Align with Jurisdictional Priorities**
 - Support local goals and strategies
- **Secure Resources**
 - Allow time for funding and logistics
- **Deconflict with Other Events**
 - Avoid scheduling conflicts



Requesting Training Continued

Quarterly Training Request Deadlines

- 1st Quarter (Jan–Mar): Submit by October 31
- 2nd Quarter (Apr–Jun): Submit by January 31
- 3rd Quarter (Jul–Sep): Submit by April 30
- 4th Quarter (Oct–Dec): Submit by July 31

Training Event Request

- Access through DEMA's [Website](#)



No Cost Training

National Domestic Preparedness Consortium and Rural Domestic Preparedness Consortium

- **Mobile Deliveries, Independent Study, Virtual Instructor-led, and Residential**
 - Active Shooter
 - CBRNE (Chemical, Biological, Radiological, Nuclear, Explosives)
 - Cybersecurity
 - Drone Operations
 - Incident Command
 - Energetic Materials
 - Special Event Management
 - Social Media

Stay Updated

Check [Acadis](#) For Upcoming Classes

Sign Up For Our Weekly [Training Distribution Email](#)

Access The Most Current Version Of Forms On Our [Website](#)

- Training Event Request
- Funding Preapproval
- Reimbursement Requests

Questions

DEMA Training Branch

Office: (602) 464-6225

training@azdema.gov

Cybersecurity Tabletop Exercise Initial Findings

- Need more in depth and specific training
 - Basic
 - Admin and Supervisory
 - Technical
- Update of plans and procedures, to include printing critical information and notification lists
- Need to further develop communications backups, both voice and data
- GETS/WPS Awareness
- Technological Redundancies
- Data and Equipment mapping for data systems
- Cloud vs. on site backups
- Formalized procedures between EM and IT
- NIMS/ICS Training for IT/Cyber personnel
- Standardization of the incident response levels between IT and EM

2026 DEMA Exercise Involvement

- February 2 & 3: Palo Verde Plume TTX
- March 3 & 4: Palo Verde HAB Functional and TTX
- April 9: Hoover Dam FE
- April 13: State Heat TTX
- April Date TBD: Southern Region TTX
- May Date TBD: Central Region TTX
- May Date TBD: Yavapai Fire FSE
- August 19: State EOC Flood Exercise (In Partnership with La Paz County)
- September 13: Statewide Homeland Defense TTX
- September 2nd Half: North Region TTX
- October 14: Statewide Homeland Defense and Cyber FE
- November 5: IPPW
- Additional Exercise Involvement: Quarterly Cabinet TTXs, International TTX with Mexico, and a Fall Hazmat exercise with Coconino.

Statewide Cybersecurity FE

Sullivan Carroll

Exercise Branch Manager

AZ/DEMA | Planning

Mobile: (480) 416-3701

Email: sullivan.carroll@azdema.gov

Harlan Squires

Exercise Coordinator

AZ/DEMA | Planning

Mobile: (480) 493-8704

Email: harlan.squires@azdema.gov



The background features a large, faint watermark of the Arizona Department of Emergency and Military Affairs seal. The seal is circular and contains the text "Arizona Department of" at the top and "Emergency and Military Affairs" at the bottom. In the center, there is a figure of a soldier standing on a pedestal, holding a rifle, with a star above his head. The seal is set against a background of a large, light-colored triangle.

Thank you!

For more information about DEMA,
visit dema.az.gov.